

# Welcome to EYFS



Foxes and Squirrels  
September 2025





# What is the Early Years Foundation Stage?

The Early Years Foundation Stage (E.Y.F.S.) is the stage of education for children from birth to the end of the Reception year.

Throughout the year the Reception children play, make friends, develop and learn. They have great fun, exploring and creating and using their imagination indoors and outside. They gain independence and confidence and their natural curiosity is encouraged at all times.



# Your child will be learning skills, acquiring new knowledge and demonstrating their understanding through 7 areas of learning and development

Children should mostly develop the **3 prime areas** first. These are:

1. Communication and language
2. Physical development
3. Personal, social and emotional development.

As children grow, the prime areas will help them to develop skills in **4 specific areas**. These are:

1. Literacy
2. Mathematics
3. Understanding the world
4. Expressive arts and design.

**More information can be found on our website – What to expect, when?**





# Characteristics of Effective Learning

**Playing and exploring-** children investigate and experience things and 'have a go'.

**Active learning** – children concentrate and keep on trying if they encounter difficulties and enjoy achievements.

**Creating and thinking Critically** – children have and develop their own ideas, make links between ideas and develop strategies for doing things.



# The first few weeks

- We have been finding out what the children already know and can do
- Reception Baseline (RBA) and our own baseline
- We will use this information to help us develop and extend each child
- **We value any contributions you would like to make in helping us get to know your child's needs - Tapestry and star moments!**

You will be invited to discuss your child's progress & adjustment to school within the first term at our open evening



# Tapestry

Online Learning Journal.

A few reminders:

- Parents can add their own comments from home. Photos, videos and observations can be uploaded to Tapestry. We would love to see the tapestry challenges completed and shared on tapestry.
- Videos and photographs which include other children and/or members of staff are not to be placed on social media or shared via email/text message with those who are not on the Tapestry account
- Please email [parents@writtleinfantschool.com](mailto:parents@writtleinfantschool.com) for messages and queries.

**PARENT GUIDES HAVE BEEN SHARED WITH YOU AND ARE ON OUR WEBSITE**





# Uniform

- Please ensure that your child's name is in all items of clothing, including shoes!
- Please keep spare clothes updated
- Snacks - only fruit or savoury such as bread sticks (no crisps or nuts)
- Drinks - only water
- Wellies and raincoats (always)



# A typical day!











































08.40: Welcome / Self-register - Name writing  
09.00: Little Wandle (phonics)  
09.20: Play  
10.00: Snack & Story altogether  
10.20: Play  
11.20: Tidy up  
11.30: English input - Poetry basket, rhyme time  
12.00: Lunch time  
1.00: Register/Whole group time maths session  
1.30: Play  
2.30: Tidy up and story time  
3.10: Home time





# Little Wandle - Phonics

Our school has chosen Little Wandle Letters and Sounds Revised as our systematic, synthetic phonics (SSP)

Grapheme chart										Phase 2 and 3				
 s	 t	 p	 n	 m	 d	 g	 c	 r	 h	 b	 f	 l	 j	 v
s	t	p	n	m	d	g	c	r	h	b	f	l	j	v
ss	tt	pp	nn	mm	dd	gg	ck cc	rr		bb	ff	ll		vv
 w	 x	 y	 z	 qu	 ch	 sh	 th	ng	nk	 a	 e	 i	 o	 u
w	x	y	z zz s	qu	ch	sh	th	ng	nk	a	e	i	o	u
 ai	 ee	 igh	 oa	 oo	 oo	 ar	 or	 ur	 er	 ow	 oi	 ear	 air	
ai	ee	igh	oa	oo	oo	ar	or	ur	er	ow	oi	ear	air	

# Phonics

- The children will learn the single phonemes.
- **Digraphs**– 2 letters that make 1 sound

ll ss zz oa ai

- **Trigraphs**– 3 letters that make 1 sound

igh air

## Tricky Words

- Words that are not phonically decodeable, e.g. was, the, I
- Some are 'tricky' to start with but will become decodable in Year 1 e.g. her, like





# Phonics

- Correct pronunciation of sounds
- Correct vocabulary, blending, sound talk, chunking
- We all need to use the same language at home and at school
- Little and often is the key, does not have to be formal
- Link it to your child's interests

More information can be found here:

[For parents | Letters and Sounds](#)



# Reading Books

- Information will be sent home about reading during the next few weeks
- They will have a real book and a phonics book, this book has been carefully matched to your child's current reading level
- We will put a link on Tapestry to the words and sounds the children will be learning during the year
- Most children will have a non word book to begin with unless they know some of the phonemes and they can orally blend
- As time goes on the children will read in small groups with an adult.

Watch this video for how to support reading at home!





# Handwriting

- We use Little Wandle letter formation
- Fine and gross motor skills first...
- Learning to write their first and surname in our font



Grapheme and mnemonic	Picture card	Pronunciation phase	Formation phase
d d		Put your tongue to the top and front of your mouth and make a quick d sound d d d	Round the duck's body, up to its head and down to its feet.
g g		Give me a big smile that shows your teeth, press the middle of your tongue to the top and back of your mouth, push your tongue down and forward to make the g sound g g g	Round the goat's face, up to his ear, down and curl under his chin.
o o		Make your mouth into round shape and say o o o	All around the octopus.
c c		Open your mouth into a little smile, make your tongue flat and move it up towards the top of your mouth to say c c c	Curl around the cat.
k k		Open your mouth into a little smile, make your tongue flat and move it up towards the top of your mouth to say k k k	Down the kite, up and across, back and down and to the corner to say k k k
ck ck		Open your mouth into a little smile, make your tongue flat and move it up towards the top of your mouth to say c c c	c Curl round the heel of the sack, k Down the sack, up and across, back and down and to the corner to say c k c Catchphrase: Rock that sock!
e e		Open your mouth wide and say e e e	Around the elephant's eye and down its trunk.

Document will be put on Tapestry



# Maths

- We teach maths through daily whole group sessions using Mastering Number. We also use White Rose for other topics such as Shape.
- Maths is also part of our environment and children access maths everyday as part of their play (Continuous Provision)
- Mastery approach, small steps with practical resources
- 1 minute maths app
- Strong focus on subitising and counting skills





# Monitoring Progress

You will receive 1 written report about your child as well as updates from Tapestry.



# How you can help

- Read to your child
- Have times to talk – 2 way conversations
- Quiet times
- Encouraging good listening - good looking, lips closed, ears open, good sitting
- Join in with the tapestry challenges
- Songs and rhymes
- Play / board games
- Encourage independence and self – regulation
- Lots of time outside!
- Sharing views from home - sheet to go home







**Please remember....**

If you have any concerns or questions,  
we will be happy to help you.

Any questions?

