

Describing Materials


Match up the describing words with the objects.



stretchy



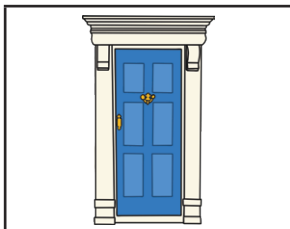
see-through



soft



waterproof




hard

Draw your favourite toy here. What does it feel like?

A large, empty rectangular box with a black border, intended for a child to draw their favorite toy and describe its texture.

Describing Materials

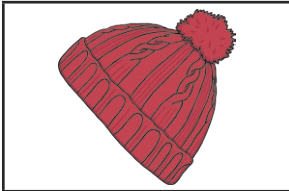
Here are some objects made from different materials. Use the words in the box to complete the sentences.



A brick is _____.




This plastic water bottle is _____.




My woollen hat is _____.



A raincoat is _____.



My friend's glasses are _____.



A spoon is _____.



This mug is _____.

squashy

hard

waterproof

soft


see-through

shiny

smooth

Describing Materials

Write a sentence to describe each of the objects.



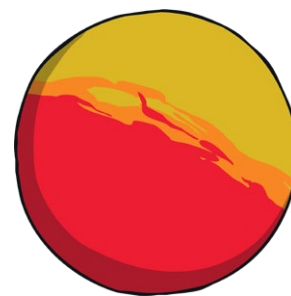
window



plastic cup



wooden pencils



rubber ball

Describing Materials Answers

★

| | |
|-------------------|-------------|
| A teddy bear | stretchy |
| A pair of wellies | see-through |
| A rubber band | soft |
| A drinking glass | waterproof |
| Wooden door | hard |

★★

A brick is hard.

This plastic water bottle is squashy.

My woollen hat is soft.

A raincoat is waterproof.

My friend's glasses are see-through.

The spoon is shiny.

The mug is smooth.

★★★

Answers will vary.