

Avast ye Year 2's! Ahoy there...

Shiver me timbers! We have seen some pirate-tastic work coming from you lot this week. We are officially the WIS Crew and we certainly have a right mixture of pirates on board. There's a couple of seadogs(!), quite a few privateers, one or two who like to run a rig; we even have a few landlubber's! Hopefully though, there are none amidst our crew who scuttlebutt or who are a hornswaggle, because if there are they will have to walk the plank or clean the poop deck!! *If you are struggling on our pirate talk, you will have to check out the following website to translate:*

<https://reference.yourdictionary.com/resources/pirate-terms-phrases.html> (And yes grown-ups! We have been in lockdown for far too long!)

We have once again thoroughly enjoyed seeing your pirate pieces of work and have been overwhelmed with how inventive and brilliant you have been. There has been an abundance of fantastic descriptive writing, the most amazing pirate portraits ever & pirate books being read and enjoyed...looks like we're on to a winner with this pirate project! Big thanks to all those who've sent in their mini games score sheets (and photos), you all look like you've had a lot of fun and what a great scores too; we also noticed some WIS PE kits being modelled too! Miss Wright's keyworker class had a fun afternoon doing theirs in school, which was fab! There is still time for you to take part in the Chelmsford Virtual Mini Games if you'd like to, as scores don't need to be sent off until the 8th June. Where to begin with our 'shout-outs' this week is tricky, as you have all been super stars! But begin we will: Both Natalia and Nellie have grown in to the most beautiful of writers and have been quite rightly very proud of their work this week, as are we! Lydia used her imagination and created the most amazing pirate-puppet show; thank you so much for sharing your video with us. There's been lots a family involvement this week too – Fabian and his little sister are creating life-sized pirates, Jack and his little sister painted pirate portraits, Gretchen's big sister Frankie did the mini games with her and Arthur's whole family joined in with his mini games.♥ Grace painted a gorgeous pirate portrait, which we loved, Oli sent us a brilliant video of him reading, Eduarda also sent us a video of her incredibly detailed paper house she'd made for her doll, and narrated it brilliantly. We have all concluded though, as captains of this pirate ship, that Demmi absolutely has best pirate hair EVER!! Demmi, we love your green hair and are slightly envious of it too! Well fellow pirates, 'heave ho' and off to work you go... (ummmm, the dwarves seem to be gate-crashing our pirate-party!!)

We hope you enjoy learning about some famous pirates this week. Big virtual hug to you all!

Scalleywag Lubber, Pegleg McBoatface and Matey Sparrow

English 1/History: FAMOUS PIRATES!!



Let's begin by reading about a few pirates who certainly made a name for themselves. Read the PowerPoint, then answer the few questions at the end.

(Famous Pirates PP) (See attachment)

English 2: WANTED POSTER (See attachment)

Think about one of the pirates you have read about in the PowerPoint OR research a pirate of your own, OR maybe it could be a poster about you!! Once you have decided, create a WANTED poster for them. Think about the words you will need to describe your pirate and make sure their picture matches the description. Will there be a reward for your pirate? If so, how much?



English 3/History: Fact File

With your knowledge on Famous Pirates, create a FACT FILE on one or more of them. Take a look at Espresso for some extra information on real and fictional pirates. ([Famous pirates. Discover some famous swashbuckling pirates. KS1](#))

SPAG: Plural and possessive apostrophes

Go on to Espresso:

<https://central.espresso.co.uk/espresso/modules/search/index.html?source=espresso-home-keystage1-topnav-search#/search/pirate%20spag?sortKey=Relevance>


The difference between plural & possessive 's'

Find out how to use s to show there is more than one person or thing and how to use 's or 's' to show that something belongs to someone or something

Once you've found this link you will see a video, a quiz and some activities. (It does say KS2, but don't be put off by this... give it a go).

Reading: Pirates comprehension (Please see attachment).

Find out more pirate information, including who some of the most famous pirates were! Choose which reading comprehension will challenge your reading and questioning skills; maybe try one that you don't normally do - go on - you might just surprise yourself! As ever, the comprehensions are starred *, ** and *** to help you choose. Read each question carefully, think about what information it wants you to find and remember to go back to the text to help you find the answers.

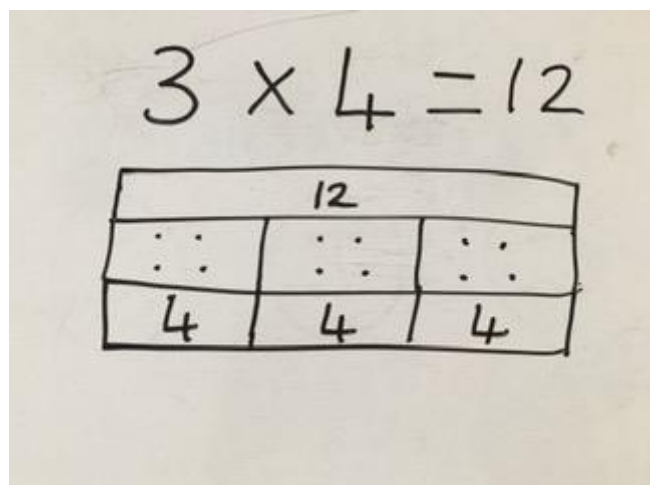
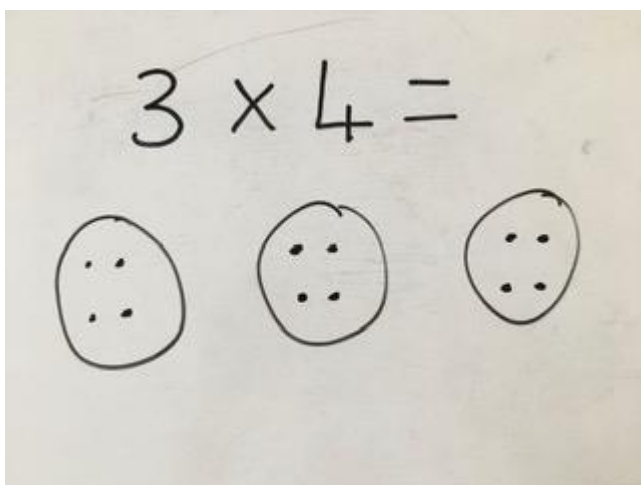


Maths: Recapping multiplication using White Rose (online)

This week, we would like you to recap some of your multiplication work. Visit the website once again (see the link below) and like before, each lesson has a short video that you can watch. **YOU WILL NOW FIND THE MATHS SHEETS IN THE ATTACHMENT.** Don't forget to date and number your work! There are 5 lessons each week, so you can do 1 lesson a day!

<https://whiterosemaths.com/homelearning/year-2/>
CLICK SUMMER 1 WEEK 5 W/C 18th May

Remember that for multiplication you can always show your working out if it helps; we suggest using pots and dots and/or the bar model to help you.



Science Investigation: Magnetism (Please see attachment).



If you have a magnet and a paper clip at home, why don't you have a go at this investigation? You could always draw your own map or maze too. Even if you don't have a magnet to investigate with, do still read 'The Science Bit' on the bottom of the sheet about magnets and their 'poles'.

Take a look at the video below to help you understand more about magnets.

<https://www.youtube.com/watch?v=yXCeuSiTOug&safe=true>

Heh pirates, check out this real life super hero: Magnetman!!

<https://www.bbc.co.uk/bitesize/clips/zhvfb9q>



Challenge: Do you think pirates would have liked magnets? What sort of 'booty' (treasures) do you think they might have found? Remember! Not all metals are attracted to a magnet? Could the pirates have used a magnet to find gold and silver coins for instance?

Music/History: To learn a Sea Shanty

Pirates would sing shanty songs whilst getting on with their work each day. The rhythmic songs would keep them entertained and motivated during their long spells at sea. Shanty comes from the word French word 'chanter'; to sing.

Check out the link below to learn a shanty. Don't forget to video yourselves and email them to us! Enjoy!

<https://www.youtube.com/watch?v=QVfVlcW1alo&safe=true>



Some extras if you fancy!!

ESPRESSO: Remember to check out other brilliant pirate activities on ESPRESSO. Type in Pirates in the search engine, then click KS1 options; all you have to do then is choose which one to start with!

CROSSWORD: You could have a go at the Pirate crossword. Just to warn you though, there is a different word used for cutlass.

PIRATE MATHS WORD PROBLEMS: Fancy challenging yourself with some pirate maths? Remember to read the questions carefully and think about what you are being asked to do. What calculation is needed and how many steps/parts are there to each question? Remember to check your answers once you have finished.



- 1) The pirates had 15 fish and they ate $\frac{2}{5}$ of them. How many were left?
- 2) The pirates had 22 swords but they dropped half of them into the sea. Then they found another eleven. How many did they have now?
- 3) There were nineteen parrots on the pirate ship on Tuesday, and double that number arrived on the ship on Wednesday. Then eight flew away. How many were now on the ship?
- 4) On Sunday, Pirate Pete ate four fish. He ate double that amount on Monday. On Tuesday, he ate half the amount he had eaten on Sunday. How many fish had he eaten in total?

Well shiver me timbers! It's time for you to get on and do some pirate-tastic work! Have a swashbuckling kind of week Pirates!

