

Hello again year 2,

Are we really entering week 5?! How quickly time flies by... We hope you all had a super Easter, sounds like you did, as lots of you told us about going on Easter egg hunts and chocolate egg eating!

We are SO proud of how well you've all adapted to this rather different way of learning! We absolutely love receiving your emails and photographs; they make us smile so much, so do please keep them coming whenever you can, as Mrs Pluck is always ready to add to our WIS home-learning gallery. It's also been a delight speaking to so many of you on the phone, you're all such super-stars!

Are you ready for a new learning week? We think you are and this week there's a space/moon theme to much of the work we've set! We can't wait to see what you do with it! So for now, we wish you a very happy week and look forward to seeing your 'small steps' becoming 'giant leaps'!

Lots of love and happy-sunny wishes from,

Mrs Scott-Simons, Mrs Wilson, Miss Wright and the rest of our awesome Year 2 team. xx



WEEK 5

w/b 20.04.20

Space science challenge: <https://learning-resources.sciencemuseum.org.uk/wp-content/uploads/2019/02/SMG-Learning-Activities-Rocket-Mice.pdf>

Have fun and send us your photos. Does using a different size bottle as your rocket make a difference to how far your mouse travels?

History: Fact finder-The first Moon Landing

Take a look at these two short video clips:

<https://www.bbc.co.uk/bitesize/clips/zy89wmn>

- What facts you can remember from this?

<https://www.youtube.com/watch?v=Cvu74fDXr00>

- This video tells you about Neil Armstrong from a boy to the astronaut he became as an adult.



Can you write a few sentences or a paragraph (or two!) about the life of Neil Armstrong? Don't forget to include fabulous vocabulary and perfect punctuation! You can always add a picture to it too.

DT: Design and make a moon buggy

A moon buggy is a vehicle that astronauts use to drive on the moon, as it is quite tricky for astronauts to move around easily in their bulky suits. Did you know that there are at least 3 buggies that have been used on the moon and they were left there, so they are still there now!

We would like you to design and then build your own model moon buggy. It could be made from junk modelling, Lego, plasticine, modelling clay, anything you can get your hands on really!

It will need to have big, strong wheels to drive across all the bumps on the moon and you should think about how many astronauts you would like to sit in it. Oh, and give it a name too...



Maths: Fractions using White Rose (online)

We would like you to revise your work on fractions. Visit the website (see the link below) each lesson has a short video that you can watch, then click on to 'Get the Activity' where you will have some questions to answer. Most of the questions can be answered neatly in the books we gave you in your home learning packs. Don't forget to date and number your work! **There are 5 lessons each week, so you can do 1 lesson a day!**

<https://whiterosemaths.com/homelearning/year-2/>

CLICK WEEK 1 AT THE TOP OF THE LIST: MAKE EQUAL PARTS
(Not Summer 1)

PE: Continue with your daily exercise routines. Try to learn this fractions dance/song from this website: <https://www.bbc.co.uk/teach/supermovers>
Select KS1 Maths Fractions with Joe Tracini

English: Write a poem

Have a go at writing a poem about the moon, space, the stars or a combination of them all. Look at the ones below for inspiration. Don't forget to use lots of wonderful describing words. You could write an ACROSTIC poem (e.g. write MOON along the side of your page and each line starts with the letter at the start), a rhyming poem or a poem which simply tells a story. *Think about how you write out your poem, keeping it in the middle of your page.*

The Moon

My! You look so brilliantly bright
Out there in the starry-night sky
Oh, how I wish I could set foot on you too
Not just admire you from here on the ground!



The Quiet Night

The sun goes down.	In quiet time,
The moon comes out.	The moon shines
The quiet night comes.	Over the dreaming kids,
Lights go out in houses.	Dreaming good dreams.
The night sleeps	The town is asleep now.
No sound to be heard	Animals come out
Only the sound of hooting.	To have a party.

Isabelle O.

Bug Club: Remember to visit Bug club where you will find lots of books to read and questions to answer. We have also allocated some new spelling, punctuation and grammar activities to try.

Cooking: Fancy a cooking challenge with your grown-ups?



<https://www.bbcgoodfood.com/recipes/moon-cycle-cupcakes>




https://www.bbc.co.uk/food/recipes/rock_cakes_03094

Here are a couple of recipes you could try, or if you have something better then please show us what you make and do share your recipe! Remember, that whilst baking weigh out the ingredients carefully and check your scales so you get the exact amount needed. Happy baking!!

And finally, if any of you fancy creating your own Year 2 video (similar to the staff Easter one) for our WIS Facebook page, we would absolutely love it!

NOTE TO GROWN-UPS: Please remember that the work we have set for this week is there should you and your children need it. We absolutely understand the difficulties some of you may have with working your own job alongside home schooling, so no pressure from us at all!



Take care all and we'll be in touch again soon. xx